





WHAT TO DO IF you hear a loud BLAST....	
	<i>Call out to God! Do NOT LOOK at the flash (it's blinding). In the first 20 seconds, find shelter from the HEAT BLAST that's coming in 5+ min. Read this page OUT LOUD. BIG cities are targets—so you MAY have time later to find a BETTER shelter before the fallout arrives. Do NOT PANIC!</i>
A.	IF YOU ARE AT HOME (THANK GOD! Then follow your 'gut'.)
leave?	If your house is ON FIRE or is NOT SAFE , take kids, purse, car keys... & get in your vehicle . Read B (below). If car is disabled, read C .
or stay?	If you STAY HOME —move emergency bag from car to your safe room. If you suspect a bombing, open the first aid kit , paint 1 or 2 tsp. of iodine on your belly or take KI pills. Try below items, then read D.
OUTSIDE	If power lines are NOT down, PUT ON MASK , then showercap & hat. 1) Smother any small fires with a blanket or spray fire extinguisher. 2) If you have a pool or garden , cover with a tarp & secure with rocks. 3) If you have a rain barrel , unhook from guttering (because of fallout). 4) If you have pets , use food to lure, put in pet carriers & take inside.
INSIDE (stay 24+ hours!)	1) If you've been in fallout , wash* & change. Discard clothes & shoes. *do NOT use hair conditioner—it binds radioactive particles 2) If any windows are open, close them (also close blinds & curtains). 3) If you have gas power, turn it off (a professional must turn it back on). 4) Move books & furniture to floor above safe room (see diagram). 5) If there is a window in the safe room , block it with books & plastic taped up with duct tape (if you have help, do other windows, too) 6) Move SHOES , blankets, pillows, flashlights, water...to safe room. 7) Turn OFF A/C or heat unit (to keep contaminated air out). 8) Turn OFF main water valve (& turn on highest faucet to release air). 9) Unplug appliances (leave 1 lamp on-so you'll know if power returns). 10) If a dryer is in your safe room , put steel wool in the vent (to filter air).
	
B.	IF YOU ARE IN A MOTOR VEHICLE:
	Drive on roads you know (interstates may close). Head for a concrete structure, overpass or a familiar home or church nearby for shelter.
	Pull off the road & open first aid kit in the emergency bag. Pour 1 tbsp iodine on each child's tummy (2 tbsp on adults) OR take 2 potassium iodide pills immediately. PUT ON mask, showercap & hat. Read D.
C.	IF YOUR MOTOR VEHICLE WON'T RUN:
	Take emergency bag, purse & clothes bag. PUT ON MASK , showercaps & hat. Cover exposed body parts. Paint on 1-2 tsp. of iodine. Walk or run perpendicular to the wind to underground or solid shelter. The FIRST MINUTES are most crucial to block the heat & gamma rays. Read D.
	Avoid public shelters! They soon become public bathrooms!
D.	HUNKER DOWN somewhere for at LEAST 8 hours! (24 is better) Open the bag & get out the wisk broom , flashlight & radio. If your cell phone still works, call loved ones & tell them where you are. If it doesn't, talk to God! Above all, avoid contact with radioactive fallout particles.

Emergency Preparation for Home & Vehicle



Read the **back page** for **what to do immediately in a disaster.**

(INSIDE this booklet is how to prepare BEFORE a nuclear disaster occurs)

The first 48 hours after a bomb is detonated is the most crucial time to be protected from radiation—ANY protection is better than none.



But, it's better to prepare in advance a **SAFE ROOM** & an **EMERGENCY BAG**



Psalm 91:1

“He that dwelleth in the secret place of the Most High shall abide under the shadow of the Almighty.”

Note: Shadrach, Meshach & Abednego (Daniel 3) apparently knew Isaiah 43:2 & FIRE did NOT hurt them. It's a TRUE story & could happen to you—IF you don't panic.

A.	PREPARING the HOME (with a 'SAFE ROOM')
1.	SHELTER:
	A basement room or cellar is best. Radiation is blocked by dense material (books, bricks, dirt...). A toilet near the safe room is a must.
	Prepare to STAY in that room WITHOUT ELECTRICITY for at least 48 hours (<i>radiation decays fast</i>). Store wind-up flashlights, games, cards, pillows, blankets & hand fans (<i>for very hot & very cold times</i>), first aid kit & a <u>wind-up</u> short-wave radio. Practice playing 'Survivor' in the dark.
	If your dryer is near the safe room, have steel wool pads handy to put in the vent. Know where the main water valve is (<i>so you can turn it off</i>).
	If there is a window in the safe room, have books or bricks nearby, ready to stack in the opening to block radiation. Glass may break, so have heavy-duty plastic sheets already cut to fit windows & duct tape handy.
	Store toilet paper, large, strong plastic bags & for a dry toilet— kitty litter* * <i>watch Emergency Sanitation: Human Waste Disposal on YouTube</i>
2.	FOOD STORAGE:
	Dried bread/peanut butter (& <i>knife</i>), protein bars, healthy cereals, pickles ready-to-eat can goods, manual can opener, handiwipes & picnicware.
	Dehydrated fruits & veggies. Gummy vitamins are a good investment— but they have a fairly short shelf life (<i>months</i>)—so rotate them often.
3.	WATER STORAGE
	Drinking water: store bottled water (<i>drain top inch of water if you freeze it</i>)
	Pool or rain barrel: a small outdoor swimming pool or a rain barrel connected to the guttering can be a life-saver AFTER an event, since fallout particles can be filtered out & the water purified for use.
	Toilet & tank water: a toilet going to a septic tank can be flushed even when the water is turned off—just put water drained from the hot water heater into the toilet tank (<i>not the bowl</i>) & flush. JimsWay.com.
4.	SURVIVAL PRODUCTS (<i>only available by mail order</i>):
	Fire Extinguisher Spray www.firstalertstore.com/ Potassium Iodide : <i>buy a RadPak--which includes a radiation monitoring device at: www.nukepills.com or at www.nukalert.com (radiation can destroy your thyroid if it's not dosed with iodine first)</i> Non-electric Water Filters: www.aquarain.com www.berkeywater.com
5.	PETS: (<i>Decide & plan NOW</i>) (<i>dab iodine on their ears</i>)
	Cats —store litter, carrier, dry catfood, water dish & sedatives (<i>cats panic</i>).
	Dogs —store poop scooper, water dish, dry food, scissors (<i>fur traps radiation</i>)
	Chickens —pet carrier, hay, dark blanket (<i>they sleep in darkness</i>) & water

B.	PREPARING the CAR (with an EMERGENCY BAG)
1.	INSULATED BAG (ON WHEELS) containing:
on top:	Several copies of THIS BOOKLET (<i>so each person can have one</i>).
in bag:	FACE & BODY COVERINGS: face-masks, showercaps & hat (<i>put a cloth cap on first, cover with plastic cap, then the hat</i>), eye mask or sunglasses, waterproof gloves, umbrella, raincoats ...
	Address book in ziplock bag (<i>with map, marker, pens, paper, cards...</i>)
	Baby wipes in sealed packets (<i>to clean hands</i>)
	Bible in ziplock bag (<i>put \$ & a credit card inside, family photos, tracts...</i>)
	Cayenne pepper eye spray (<i>for self-defense—causes pain not harm</i>)
	Documents in ziplock (<i>birth certificate copies, insurance, medical, wills</i>)
	Dried foods (<i>fruits, nuts, protein bars, xylitol gum...</i>) (<i>God can multiply it!</i>)
	Drink protein powders in sealed packets (<i>rotate these out quarterly</i>)
	First aid kit (<i>small insulated bag</i>) on top: Potassium Iodide tablets OR bottled iodine in ziplock bag or sealed Q-tips soaked in iodine (<i>adults-rub 2 tbsp on skin daily--28 days</i>) to protect the thyroid from radiation, hydrogen peroxide in ziplock bag (<i>kills germs, like tetanus</i>), alcohol ear drops, silver eyewash, toothache gel, natural PAIN killers (<i>boswellia</i>), bandages (<i>radiation can enter the blood through open wounds</i>), antibiotic cream, colloidal silver, <u>emu</u> or <u>lavender oil</u> (<i>for burns</i>), charcoal tablets or Grapefruit Seed Extract GSE (<i>for diarrhea</i>), candied ginger (<i>for nausea</i>), anti-fungal foot powder, eye patch, first aid instruction booklet, etc...
	Toiletries in ziplock bag: toothbrushes, floss & mouthwash, handiwipes, showercap, shampoo, combs, baking soda (<i>can use for deodorant & toothpaste</i>), hygiene items (<i>OB's</i>), razor, scissors, tweezers, nail clippers, cleansers, small mirror in ziplock bag (<i>in case it breaks</i>)...
	Tools in sidepocket of bag: WISK broom (<i>to sweep off fallout particles</i>), hand trowel/digger in ziplock bag (<i>to dig toilet if necessary</i>), knife , wrench , crowbar (<i>to break window if necessary</i>), wind-up radio , wind-up flashlight , watch , compass , duct tape , rope , garbage bags & twist ties , candles & holders , matches , small hammer ...
	Water bottles (<i>sealed</i>) Store as many as possible IN BOTTOM of bag. (<i>Note: in a crisis, the body shuts down & requires less food & water.</i>)
2.	CLOTHES IN BAG UNDER THE SEAT: a lightweight change of clothes (<i>w/underclothes</i>), towel , socks , shoes , inflatable pillow ... This could come in handy often. Keep clothes/shoes seasonal. Having a 'give-away' blanket is helpful in an accident situation, too.
NOTE	Keep your car well-serviced & the gas tank at least 1/2 full . Carry tools. If your home is close to danger , stock supplies in a CAMPER & keep the tank full & ready (<i>have a note ready with intended destinations</i>).

Emergency Preparation for an EMP attack

<https://survivalmarketplace.com/prepper-websites/>
www.empcommission.org/

Isaiah 60:2 "For, behold, the darkness shall cover the earth and gross darkness the people; but the Lord shall arise upon thee, and His glory shall be seen upon thee."

It is likely that an ElectroMagneticPulse (EMP) attack—frying electronic devices—may only take out **large cities**. Rural areas & small cities could still, temporarily, have electricity.

Is it EMP or a tree fallen on the power lines? If the lights go out, the cell phones quit and your car won't start, chances are it's an EMP.

EMP FAR AWAY

IF you **STILL HAVE electricity** after an emergency warning system broadcasts there has been an event...

- 1) IF your car runs (*antique cars probably will*), go fill your **car GAS tank** & then, if stores are not crowded with hordes of people, buy **non-perishable GROCERIES —TAKE CASH** (*it will be useless soon anyway*)—credit cards may **not work**, when shelves are empty—they **won't** be restocked!
- 2) buy bottled **WATER** & non-electric **water purifiers**, & fill tubs & containers with *water (sanitize water with chlorine)* turn off municipal ('city') water since pipes will soon back up. If your toilets go to a septic tank, they will remain flushable if you put water in the toilet tank first. Otherwise, get a shovel.
- 3) **DO NOT ENTER BIG CITIES** (*vehicles that DO RUN will be plunder for desperate people whose vehicles WON'T RUN*)
Matthew 24:18 "Neither let him which is in the field return back to take his clothes."
- 4) IF home, make a '**SAFE ROOM**' expect & plan for the **nearest nuclear reactor to overheat** within a few days & release radiation into the atmosphere for up to a week.
- 5) **DO NOT waste time talking to people**—unless necessary!
- 6) EAT, drink, CAN, DRY, BURY or barbeque **refrigerated products** (*electricity will soon be rationed*) & empty the freezer!

Emergency Preparation for an EMP attack

7) **relinquish your loved ones** to the care of Jesus & His angels. **REFUSE FEAR** (*you empower WHAT you FEAR*)
"For thus saith the Lord God, the Holy One of Israel: 'In returning & rest shall ye be saved; in quietness & in confidence shall be your strength..." Isaiah 30:15

- 8) when **television broadcasts resume, AVOID watching TV**—it will be used to find people who have resources & trick them into surrendering what they have for the 'greater good.
- 9) expect 'Martial Law' — that means **no traveling**—make your home a fun place to stay & play cards, games... (*for 5 months*)
(*Genesis 7:24, Luke 1:24, Revelation 9:5 & 10*)
- 10) expect to begin repelling a foreign invasion within 6 months (*it's easier to conquer hungry people than angry ones*) but realize that all oppressive regimes have some Bible-believing people in their military. Prepare to be a faithful ambassador of Christ!

EMP CLOSE BY

If you suddenly **do NOT have electricity, cell phones die, all LED lights go out (flashlights won't work either), the car doesn't start or quits* & metals around you become HOT** (keys, pans, tools...) after a loud burst of energy in the sky, you are entering into a new reality—but it IS one that is do-able. The Amish have done for centuries **without electricity**. You can, too! **Begin by thanking God for sparing your life!**
Then remember Genesis 8:22: 'While the earth remaineth, seedtime & harvest and cold & heat, and summer & winter and day & night **WILL NOT CEASE.**' That's a promise.

LIFE goes on. Your mindset **must** be 'if God takes care of the birds of the air, He can take care of me and my family. You are entering into the adventure of listening to His voice and depending on His provision. Ask the Lord WHO you can help and let THAT be your focus. Expect miracles!
You were born to be a VICTOR—NOT a VICTIM!

***WARNING: vehicles on an incline will NOT STOP immediately—they'll ROLL downhill. Power steering won't work but EMERGENCY BRAKES will. Window hammers should be used in a bottom window corner.**